

Let

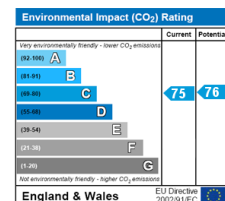
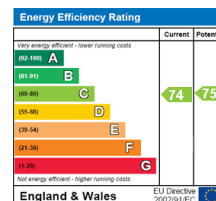
Carlisle Road, Whiteleigh, Plymouth PL5 4BT



**£565 per month**

## 2 bedroom Terraced

- ✓ Available 1st August 2015
- ✓ 2 Double Bedrooms
- ✓ Quiet Cul de Sac
- ✓ Close to Shops and Amenities
- ✓ Small Front and Rear Gardens
- ✓ Double Glazed
- ✓ Gas Central Heating
- ✓ Transport Links to the City



## Description

Viewme is pleased to offer this unfurnished, 2 bedroom terraced property To Let.

Accommodation briefly comprises:

**Ground Floor:** Double Glazed Entrance door into good size hallway with stairs leading to 1st floor, Kitchen, Dining Room, Living Room .

**First Floor:** Separate WC, Small Family Bathroom with sink and vanity unit, bath with shower over, Double Bedroom, Master Bedroom, Storage room.

There are steps to the front to access the property with tiered garden area either side. To the rear of the property you will find another tiered garden with planting beds, patio and shed with power and lighting.

## Location

Whitleigh is towards the North of the city, it is close to Crownhill, Southway, Derriford. Access to West Park, Honicknowle, Ernesettle, St Budeaux can also be gained from this point.

The property sits adjacent to a Woodland Nature Reserve with lots of green spaces, ideal for walking and playing on.

Transport links from Bodmin Road or Budshead Road to all areas of Plymouth.

## Ground Floor

**Hallway** - The hallway is entered via the double glazed front door, stairs rising to 1st floor. The hallway gives access to the Kitchen, Lounge and dining area.

Radiator, Telephone socket.

**Lounge** - A neutrally decorated large lounge. Has doubled glazed windows to the front of the property and an arch way leading into the dining room.

Radiator, TV socket.

**Dining Room** - A neutrally decoacted Dining room with double glazed windows to the rear of the property. Archway leading into the kitchen.

Radiator.

**Kitchen** - A modern fitted kitchen with integral electric cooker. Double glazed widows above the sink overlooking the rear garden area and back door leading out to back garden.



Lounge



Dining room



Hallway



Bathroom/W.C

## First Floor

**Master Bedroom** - Large master bedroom with built in sliding mirrored wardrobe. Double glazed windows overlooking the front aspect of the property with views of the Nature Reserve.

Radiator.

**Bedroom 2** - Neutrally decorated double bedroom. Double glazed window to rear of property overlooking the garden. Single fitted wardrobe and radiator.

**Bathroom** - White bath with shower over and wash hand basin with vanity unit below.

Vinyl flooring, mirror and double modesty glazed windows.

**W.C** - Separate W.C located next to the bathroom.

A small double glazed window above the W.C.

Vinyl Flooring.

**Storage Room** - Large cupboard area for extra storage.



Bedroom 2



Master Bedroom



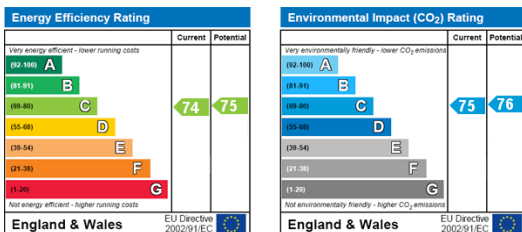
View From Bedroom Window



Garden



### Energy Efficiency and Environmental Impact



### Additional Information

Council Tax Band 'A'

Schools nearby by include: St John Hunt, St Boniface, Whiteleigh Primary and St Peters R C Primary.

Deposit, Month in Advance payments & Guarantor required.

No Pets

Sorry no DSS or LHA.